

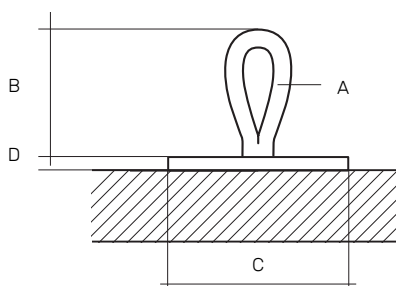
ROPEYE XS

Ropeye XS is designed as an inside fitting to organize equipment without the need to drill holes for installation.



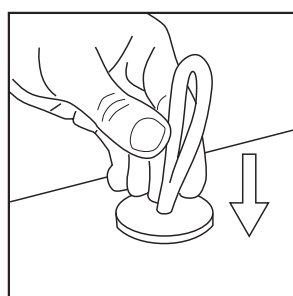
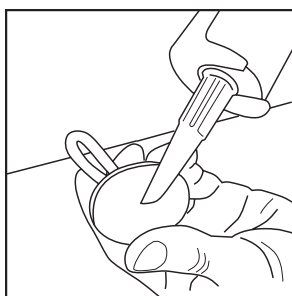
CARBON FIBER

GLASS FIBER



	A Rope dia mm	B Loop mm	C Pad dia mm	D Width mm	Weight g	Max Breaking Load / kg	Safe Working Load / kg	Material
ROPEYE XS	3	30	40	3	5.9	200	100	Carbon & GF
ROPEYE XXS	3	20	30	3	3.0	150	75	Carbon & GF

INSTALLATION



Prepare the installation area by sanding the surface. Clean the sanded installation area with acetone to remove dust and grease. Apply Sikaflex 291i or other adhesive to the peel ply area of the product. Apply pressure to secure the product to the installation area. Wait 24 hours before putting any load on the product.

ATTENTION

- PRODUCTS MUST ALWAYS BE GLUED TO A CLEAN SURFACE
- IF YOU WANT AN OPTION TO REMOVE THE PRODUCT AFTERWARDS, USE SIKAFLEX OR OTHER FLEXIBLE GLUE
- FOR A PERMANENT BOND USE A RESIN BASED ADHESIVE
- DO NOT EXCEED SAFE WORKING LOAD

IF YOU NEED ANY HELP ON INSTALLATION SEND AN EMAIL TO: SALES@ROPEYE.COM

ROPEYE PRODUCTS HAVE A 2 YEAR WARRANTY



www.ropeye.com